

Technical sheet :

100 VJR



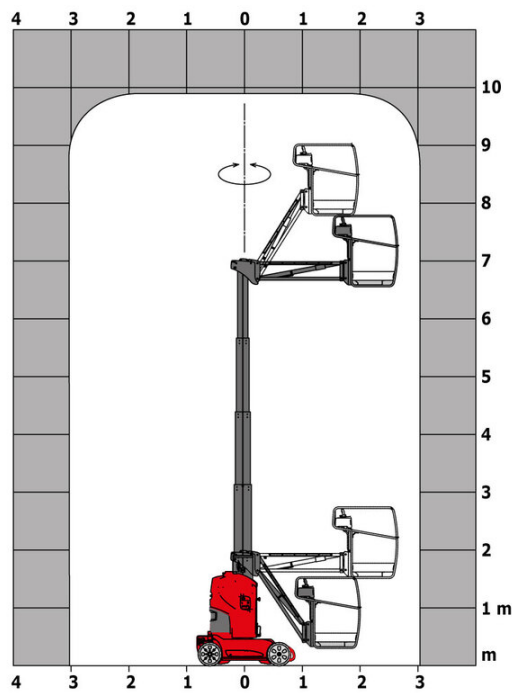
 **MANITOU**
HANDLING YOUR WORLD

Capacities		Metric
Working height	h21	9.85 m
Floor height (access)	h20	0.51 m
Platform height	h7	7.85 m
Max. outreach		3.15 m
Overhang		6.67 m
Pendular arm rotation (bottom)		+70 °
Platform capacity	Q	200 kg
Turret rotation		350 °
Number of people (indoor / outdoor)		2 / 1
Weight and dimensions		
Platform weight*		2650 kg
Platform dimensions (length x width)	lp / ep	1.11 m x 0.93 m
Overall length	l1	2.80 m
Overall width	b1	0.99 m
Overall height	h17	1.99 m
Jib length	l13	1.50 m
Counterweight offset (turret at 90°)	a7	0.09 m
External turning radius	Wa3	2.09 m
Ground clearance under pothole protection	m6	0.02 m
Ground clearance at centre of wheelbase	m2	0.09 m
Wheelbase	y	1.20 m
Performances		
Drive speed - stowed		5 km/h
Drive speed - raised		0.65 km/h
Gradeability		25 %
Permissible leveling		2 °
Wheels		
Tires type		Solid non-marking tires
Standard tires		406 x 127 mm
Drive wheels (front / rear)		0 / 2
Steering wheels (front / rear)		2 / 0
Braking wheels (front / rear)		0 / 2
Engine/Battery		
Electric engine power rating		2 x 1.50 kW
Number of hydraulic pump / Capacity of hydraulic pump		2 x 4.20 cm³
Battery voltage		24 V
Battery capacity		250 Ah
Integrated charger (V / A)		24 V / 30 A
Miscellaneous		
Number of cycles with STD Battery (HIRD)		29
Ground Pressure		11.80 dan/cm2
Hydraulic Pressure		140 bar
Hydraulic tank capacity		22 l
Vibration on hands/arms		< 2.50 m/s²
Standards compliance		
This machine is in compliance with:		European directives: 2006/42/EC- Machinery (revised EN280:2013) - 2004/108/EC (EMC) - 2006/95/EC (Low voltage)

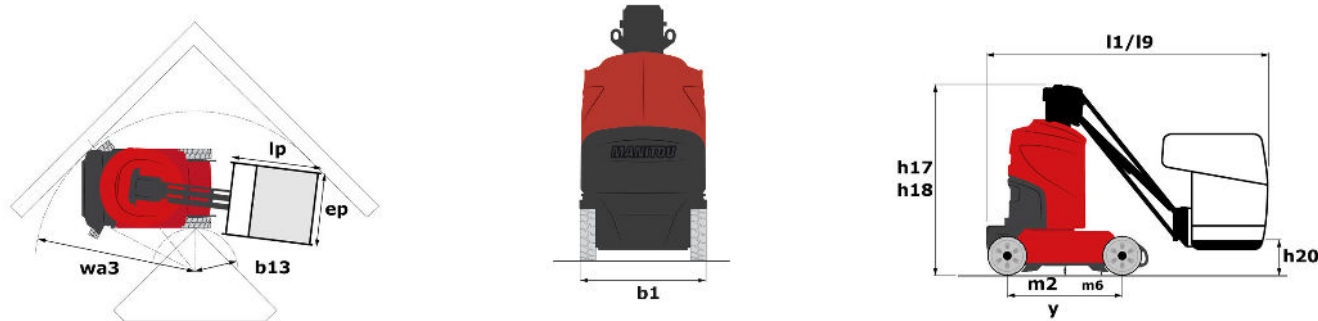
*Varies according to options and standards of the country to which the machine is delivered

100 VJR - Load chart

Load Chart for MEWP Metric



100 VJR - Dimensional drawing



Equipment

Standard

Audible alarm and illuminated indicator lamp (leveling, overload, lowering)

Battery charge indicator lamp

CAN bus technology

Emergency stop button in platform and on frame

Fixed pothole protection

Fork pockets

Hom in the platform

Hour meter

Integrated diagnostic assistance

Manual emergency lowering

Multi-voltage integrated charger

Negative-type braking on rear wheels

Non-marking rubber tyres

Pendular arm

Platform with open-work floor

Proportional controls

Slings and securing rings

Tool box in platform

Traction battery

Optional

110 or 230V plug with differential circuit breaker

230V Predisposition

Audio warning on all motion

Biodegradable oil

Cold weather protection oil

Lights


Maintenance-free battery

Personalized paintwork

SMS : Safe Man System

Safety harness

Working headlight in platform



Head Office

B.P. 249 - 430 rue de l'Aubinière

44150 Ancenis Cedex - France

Tel: +33 (0)2 40 09 10 11 - Fax: +33 (0)2 40 09 10 97

www.manitou.com



This publication provides a description of the configuration versions and options for Manitou products, which may differ for equipment. The equipment presented in this brochure may be part of a series, as an option, or it may not be available, depending on the versions. Manitou reserves the right, at any time and without notice, to amend the specifications described and represented. The specifications provided do not bind the manufacturer. For more details, please contact your Manitou agent. This is not a contractually binding document. The presentation of the products is not contractually binding. List of specifications non-exhaustive. The logos as well as the visual identity of the company are owned by Manitou and cannot be used without authorisation. All rights reserved. The photos and diagrams contained in this brochure are only provided for consultation and information purposes.

MANITOU BF SA - Limited company with board of directors - Share capital: 39,668,399 euros - 857 802 508 RCS Nantes