

Technical sheet :

# 160 ATJ+



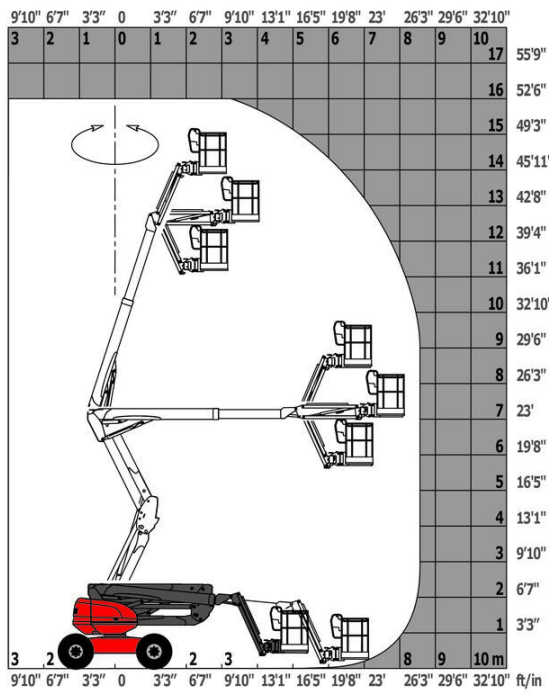
 **MANITOU**  
HANDLING YOUR WORLD

Capacities		Metric
Working height	h21	16.21 m
Floor height (access)	h20	0.38 m
Platform height	h7	14.21 m
Max. outreach		8.52 m
Overhang		7.40 m
Pendular arm rotation (top / bottom)		+66.50 ° / -65.80 °
Platform capacity	Q	408 kg
Turret rotation		350 °
Platform rotation (right / left)		90 ° / 90 °
Number of people (indoor / outdoor)		3 / 3
Weight and dimensions		
Platform weight*		7500 kg
Platform dimensions (length x width)	lp / ep	2.30 m x 0.90 m
Overall length	l1	7.09 m
Overall width	b1	2.45 m
Overall height	h17	2.47 m
Overall length (stowed)	l9	4.89 m
Overall height (stowed) **	h18	2.94 m
Counterweight offset (turret at 90°)	a7	0.15 m
External turning radius	Wa3	4.09 m
Ground clearance at centre of wheelbase	m2	0.40 m
Wheelbase	y	2.20 m
Performances		
Drive speed - stowed		5 km/h
Drive speed - raised		1 km/h
Gradeability		45 %
Permissible leveling		5 °
Wheels		
Tires type		Foam-filled
Standard tires		910 x 370 mm
Drive wheels (front / rear)		2 / 2
Steering wheels (front / rear)		2 / 2
Braking wheels (front / rear)		0 / 2
Engine/Battery		
Engine brand / model		Kubota - D1105-E4B
Engine nom		Stage V
I.C. Engine power rating / Power (kW)		24.50 Hp / 18.50 kW
Miscellaneous		
Ground Pressure		11.60 dan/cm2
Hydraulic Pressure		340 bar
Hydraulic tank capacity		531 l
Fuel tank		51 l
Noise to environment (LWA)		< 105 dB
Vibration on hands/arms		< 0.50 m/s <sup>2</sup>
Daily consumption **		7 l
Standards compliance		
This machine is in compliance with:		European directives: 2006/42/EC- Machinery (revised EN280:2013) - 2004/108/EC (EMC) - 2006/95/EC (Low voltage)

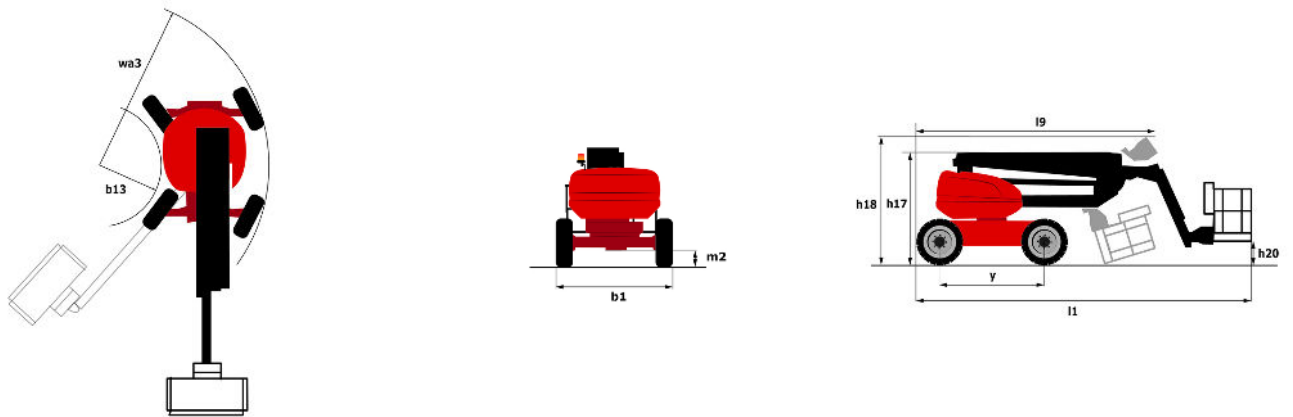
\*Varies according to options and standards of the country to which the machine is delivered

# 160 ATJ+ - Load chart

## Load Chart for MEWP Metric



# 160 ATJ+ - Dimensional drawing



# Equipment


---

## Standard

230V Predisposition  
4 simultaneous movements  
4 wheel drive  
4 wheel steer with crab mode  
Audible alarm and illuminated indicator lamp (leveling, overload, lowering)  
Backup electrical pump  
CAN bus technology  
Connected machine  
Dead man pedal  
Differential locking on rear axle  
Easy fast slinging system  
Front axle with limited slip  
Fuel gauge with low level indicator  
Hom in the platform  
Hour meter  
Integrated diagnostic assistance  
LED rotating beacon  
Large basket with three entries  
Large color screen on turret  
Leveling unlocking  
Management via engine speed bearing  
Oscillating front axle  
Stop & Go system

## Optional

230V socket with circuit-breaker on boom head  
Additional storage boxes  
Battery blanket  
Battery charger automatic start  
Biodegradable hydraulic oil - Grade 32  
Coded anti-start  
Continuous turret rotation  
Fuel tank locking cap  
Highly capacity battery  
Hydraulic oil heater  
Key lock on turret cover  
Large basket 2.30m with lateral door  
Lockable fuel cap  
Narrow basket 1.80m  
Non-marking tyres  
Onboard generator (3,5 or 5 kW)  
Panel cradle  
Personalized paintwork  
Pipe cradle  
Protection screen and key lock turret  
Safety kit - Harness + helmet  
Safety valve  
Secondary Protection System (SPS)  
Socket 230 V + differential circuit breaker  
Spark arresting muffler  
Water heater  
Water predisposition  
Working light



**Head Office**

B.P. 249 - 430 rue de l'Aubinière

44150 Ancenis Cedex - France

Tel: +33 (0)2 40 09 10 11 - Fax: +33 (0)2 40 09 10 97

[www.manitou.com](http://www.manitou.com)



This publication provides a description of the configuration versions and options for Manitou products, which may differ for equipment. The equipment presented in this brochure may be part of a series, as an option, or it may not be available, depending on the versions. Manitou reserves the right, at any time and without notice, to amend the specifications described and represented. The specifications provided do not bind the manufacturer. For more details, please contact your Manitou agent. This is not a contractually binding document. The presentation of the products is not contractually binding. List of specifications non-exhaustive. The logos as well as the visual identity of the company are owned by Manitou and cannot be used without authorisation. All rights reserved. The photos and diagrams contained in this brochure are only provided for consultation and information purposes.

MANITOU BF SA - Limited company with board of directors - Share capital: 39,668,399 euros - 857 802 508 RCS Nantes